



DYNACO D-641 POWER

Push-Pull
gear driven technology



outside door

www.dynacodoor.com



DYNACO D-641 POWER

The Dynaco D-641 Power is specifically designed for medium sized outside applications with intensive use. It protects your environments against wind, rain, snow, dirt and extreme temperatures. Operating speed and perfect sealing properties improve your traffic flows and provide employee comfort, environmental control and savings on energy costs. Fully self-reinserting, the Dynaco D-641 Power will automatically reinsert itself in its side guides when the curtain is accidentally hit.

Special features for easy installation and maintenance reduce the cost of ownership, while the small build-in dimensions allow maximum use of the available space.

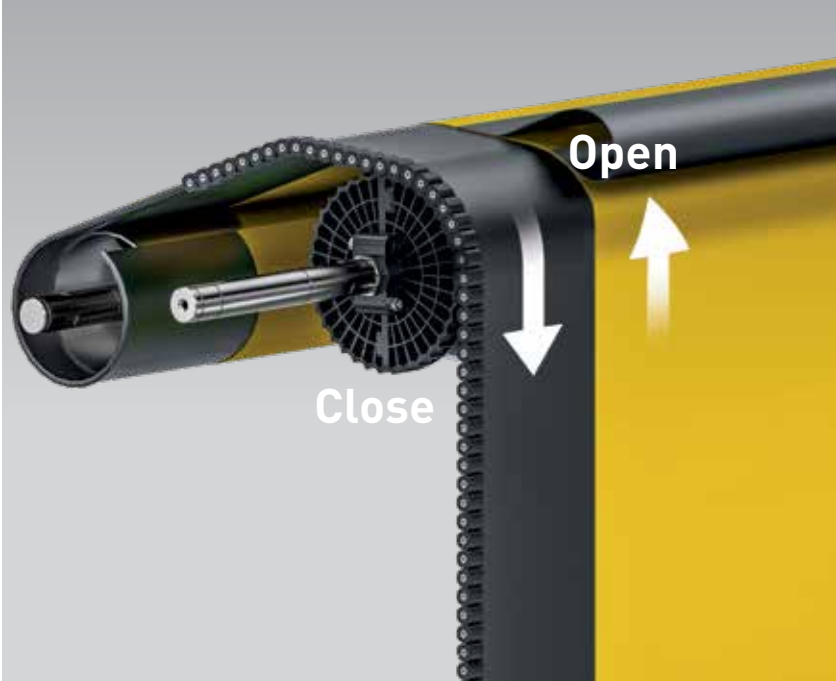
The special design of the driving system and reintroduction block reduce operating noise, increasing comfort of use.

- **ULTRA HIGH SPEED OPERATION:**
Up to 3,6 m/s, depending on the size.
Closing speed 1,2 m/s.
- **PATENTED "PUSH PULL" TECHNOLOGY:**
Unique door drive system.
- **SUPERIOR SEAL, WIND RESISTANT:**
Patented side frame assembly. Neither blade nor brush systems. Up to wind load class 4.
- **CRASH FORGIVING AND SELF-REINSERTING WITHOUT INTERVENTION:**
The curtain automatically reinserts itself when dislodged. No repair costs, no production downtime.
- **USER SAFETY:**
Flexible curtain without rigid elements.
- **COMFORT OF USE:**
DYNACO wireless detector at the bottom.
- **ADVANCED DRIVE:**
Frequency driven motor and encoder for smooth operation. Wearable elements are reduced to a minimum.
- **DYNALOGIC CONTROL BOX:**
User-friendly control box with self-diagnosis.
- **CONFORM TO EN13241-1**

Easy maintenance



"PUSH-PULL^{PT}" drive technology



Push-Pull

gear driven technology



outside door

























EN13241-1 STANDARDS

| Standard | Ref. | Test acc. | Results |
|-----------------------|----------|-----------|-------------------------|
| Water permeability | EN 12425 | EN 12489 | Class 2 |
| Wind load | EN 12424 | EN 12444 | Class 3* |
| Wind permeability | EN 12426 | EN 12427 | Class 1** |
| Safe openings | EN 12453 | EN 12445 | Pass |
| Mechanical resistance | EN 12604 | EN 12605 | Pass |
| Unintended movements | EN 12604 | EN 12605 | Pass |
| Thermal transmittance | EN 12428 | EN 12428 | 6,02 W/m ² K |
| Performance (cycles) | EN 12604 | EN 12605 | 2.000.000 |

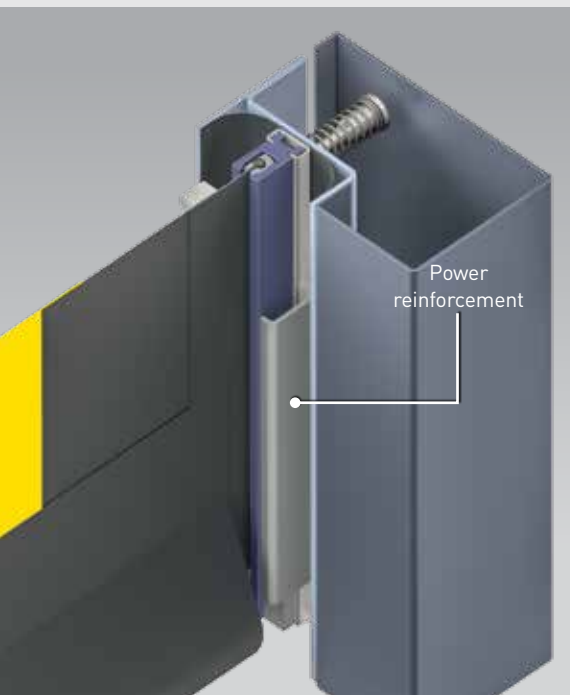
* The indicated class for wind resistance applies for maximum dimensions. For doors up to W 4.000mm x H 5.500mm: Class 4

** Valid for a door of 3500 x 3500mm

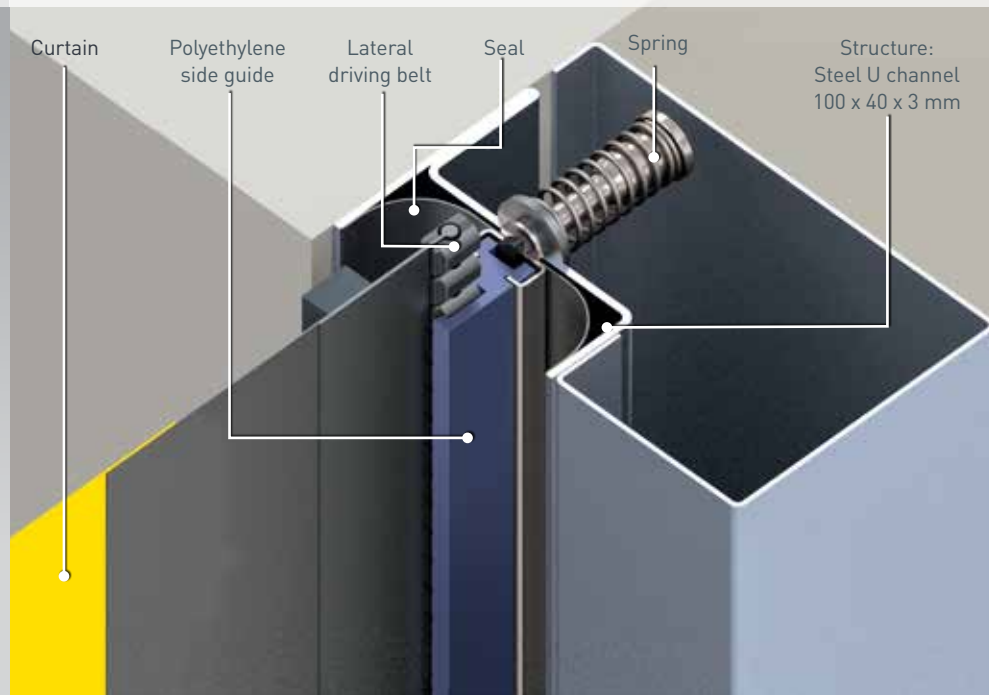
CHARACTERISTICS

| | | | | | | | | | | | | | | | | | |
|---|---|----------------|---|---------------|---|----------------|---|--------------|---|-------------|---|---------------|---|--------------|---|---------------|---|
| Max. dimensions | W 5.500 mm x H 5.500 mm | | | | | | | | | | | | | | | | |
| Opening speed Closing speed | Up to 3,6 m/s 1,2 m/s | | | | | | | | | | | | | | | | |
| Structure | Galvanised steel: 100 x 40 x 3 mm. | | | | | | | | | | | | | | | | |
| Drum | Steel 1 drum Ø 140 x 3 mm + 1 drum Ø 102 x 2 mm | | | | | | | | | | | | | | | | |
| Side guides | Reinforced polyethylene (PE-UHMW1000) on springs. Lower 300 mm of side guides reinforced. | | | | | | | | | | | | | | | | |
| Motor | 4 poles, without brake. Power 1,5 kW IP rating: IP 65 | | | | | | | | | | | | | | | | |
| Control box | DYNALOGIC provided with: circuit breaker, general divider, adjustable timer, push button for opening and reset and emergency stop. IP rating: IP 54. Frequency inverter. | | | | | | | | | | | | | | | | |
| Standard detectors | Infrared barrier: 300 mm from the floor. Wireless DYNACO detector (WDD). | | | | | | | | | | | | | | | | |
| Power supply Frequency | Single phase 230V - 16 A Frequency: 50-60 Hz | | | | | | | | | | | | | | | | |
| Temperature range | -15°C up to +50°C (not for freezer applications) | | | | | | | | | | | | | | | | |
| Available colours comparable with: | <table border="0"> <tr> <td>Yellow RAL1003</td> <td></td> <td>Green RAL6005</td> <td></td> </tr> <tr> <td>Orange RAL2004</td> <td></td> <td>Grey RAL7035</td> <td></td> </tr> <tr> <td>Red RAL3000</td> <td></td> <td>White RAL9010</td> <td></td> </tr> <tr> <td>Blue RAL5002</td> <td></td> <td>Black RAL9005</td> <td></td> </tr> </table> | Yellow RAL1003 |  | Green RAL6005 |  | Orange RAL2004 |  | Grey RAL7035 |  | Red RAL3000 |  | White RAL9010 |  | Blue RAL5002 |  | Black RAL9005 |  |
| Yellow RAL1003 |  | Green RAL6005 |  | | | | | | | | | | | | | | |
| Orange RAL2004 |  | Grey RAL7035 |  | | | | | | | | | | | | | | |
| Red RAL3000 |  | White RAL9010 |  | | | | | | | | | | | | | | |
| Blue RAL5002 |  | Black RAL9005 |  | | | | | | | | | | | | | | |
| (Actual colours may deviate. Colour samples available upon request) | | | | | | | | | | | | | | | | | |

Side reinforcement



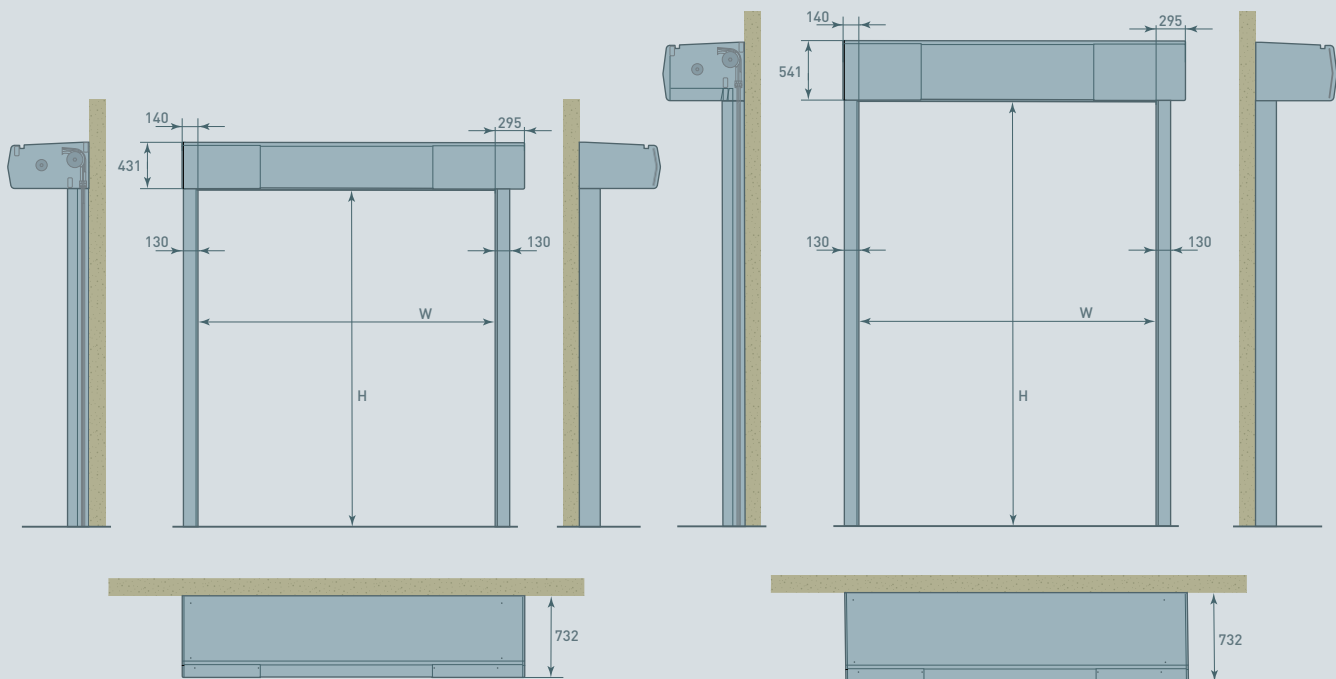
Side guide and lateral driving belt view



Dimensions and installation requirements Dynaco D-641 Power

$H \leq 4000 \text{ mm}$

$H > 4000 \text{ mm}$



All indicated dimensions are net: the space necessary for mounting and maintenance has to be provided. Reduced dimensions: upon request.

REMARK: Based on the risk analysis of the environment, extra push buttons, detectors and covers might be required.

© Entrematic Group AB – 2019

Entrematic offers a comprehensive range of products for industrial, commercial, institutional and residential applications, including sectional doors, loading dock equipment, high-performance doors, residential garage doors, pedestrian doors, gates and barriers, and automation and operators. Built on nearly 200 years of accumulated expertise, Entrematic aims to be the most dynamic, innovative company in the entrance automation industry, and the best partner for dealers and installers. Our well-known brands include Normstahl, Dynaco, Ditec and EM.

Entrematic, Amarr, Kelly, Serco, Normstahl, Dynaco, Ditec and EM, as words and logotypes, are examples of trademarks owned by Entrematic Group AB or companies within the Entrematic Group.

The Dynaco products are protected by worldwide registered patents. As part of its policy of continuous product development, Entrematic Belgium NV reserves the right to change the characteristics of its products or components without prior notice.

Disclaimers:

For a correct use of our products, please refer to our manual.

Everything that is mentioned in this brochure is only valid under the terms of use in the user manual and on condition that the door was properly installed and maintained and has not undergone abuse nor neglect.

ENTREMATIc BELGIUM NV
 Waverstraat 21
 B-9310 Moorsel-Aalst (Belgium)
 Tel. +32 53 72 98 98
 Fax. +32 53 72 98 50
 info.dynaco.eu@entrematic.com
 www.dynacodoor.com

ENTREMATIc